

# Bootstrap





# DAY 01

## Introduction to Bootstrap

- What is Bootstrap?
- Why use Bootstrap?
- Setting up Bootstrap in your project.



# DAY 02

## Bootstrap Grid System


- Understanding the grid layout.
- Grid classes (container, row, col).
- Creating responsive layouts.



# DAY 03

## Typography and Responsive Text

- Working with Bootstrap typography.
- Responsive font sizes.
- Headings and text utilities.



# DAY 04

## Buttons and Forms

- Working with Bootstrap typography.
- Responsive font sizes.
- Headings and text utilities.





# DAY 05

## Navigation and Navbar

- Bootstrap navigation components.
- Creating responsive navigation bars.
- Navbar customization.



# DAY 06

## Alerts and Badges

- Bootstrap alert and badge components
- Displaying notifications.
- Customizing styles





# DAY 07

## Cards and Modals

- Working with Bootstrap cards.
- Creating modal dialogs.
- Card and modal customization.



# DAY 08

## Tables and Pagination

- Bootstrap table components.
- Adding pagination to tables.
- Styling and customization.





# DAY 09

## Carousel and Accordion

- Creating image carousels.
- Building collapsible accordions.
- Adding content and interactivity.



# DAY 10

## Bootstrap Icons

- Introduction to Bootstrap Icons.
- Using icons in your project.
- Customizing icon styles.





# DAY 11

## Bootstrap Themes

- Overview of Bootstrap themes.
- Customizing and creating themes.
- Integrating third-party themes.



# DAY 12

## Responsive Images and Media

- Responsive images with Bootstrap.
- Embedding videos and audio.
- Handling media alignment.






# DAY 13

## Flexbox with Bootstrap

- Combining Flexbox with Bootstrap.
- Building flexible layouts.
- Flex utility classes.



# DAY 14

## Custom CSS with Bootstrap

- Creating custom styles with CSS.
- Using Bootstrap's customization features.
- Overriding Bootstrap styles.






# DAY 15

## Optimizing for Mobile

- Mobile-first development.
- Testing and debugging on mobile devices.
- Progressive web app concepts.



# DAY 16

## Custom CSS with Bootstrap

- Creating custom styles with CSS.
- Using Bootstrap's customization features.
- Overriding Bootstrap styles.





# DAY 17

## Building a Project

- Applying Bootstrap knowledge to a real project.
- Creating a responsive web application.



# DAY 18

## Form Validation and Interactivity

- Enhancing forms with validation.
- Creating interactive elements.
- Implementing client-side validation.





# DAY 19

## Accessibility and SEO

- Ensuring web accessibility.
- Optimizing for search engines.
- Best practices for Bootstrap projects.



# DAY 20

## Final Project and Recap

- Completing and presenting your project.
- Recap of the course content.
- Q&A and further resources.







For more info contact:  
**+91 770 7000 651**

[www.specbitsskills.com](http://www.specbitsskills.com)

